



Ourense

Vía de la Plata - Mozarabic Way

Ourense
Tourist Office

Calle Isabel La Católica, 2
Jardines Padre Feijóo
turismo@ourense.es
T: +34 988 366 064
GPS Lat 42.337392
Lon -7.865214

A & E 112
Health Emergencies 061
Fire Department 080
Forest Fire Department 085
National Police 091
City Police 092
Civil Guard 062

Taxi
+34 988 210 011

Train Company
+34 912 320 320
www.renfe.es

Bus Station
+34 988 216 027



Information

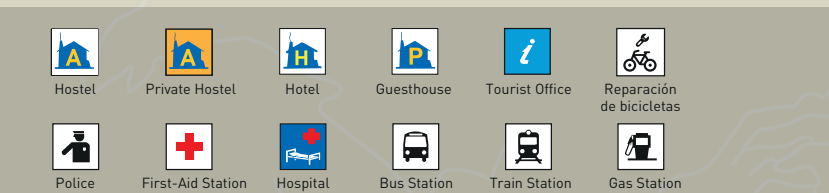
Ourense welcomes the pilgrims in the rural village of **Seixalbo (1)**, a site of ethnographic value that still retain its medieval trace. From there, the Way enters the city from the south, going through Zamora Avenue and Progreso Street to **As Burgas (2)**, the hot springs where the city was born. Every pilgrim should visit them: be surprised by the temperature of these waters (+60°C), enjoy a bath at the thermal pool and discover the sources' relationship with the Way in the Interpretation Centre.

A gentle climb leads to the **Pilgrims Hostel (3)**, which is located at a beautiful renovated building in the heart of the Historic Centre. A little further up is the **Main Square (4)**, which draws attention to its arcades and sloping floor. From there you can see the **St. Martin's Cathedral (5)**, a transitional Romanesque temple featuring the Chapel of the Holy Christ and the beautiful, colourful Gate of Paradise. In the nearby streets, the **Os Viños (6)** gastronomic area is ideal for discovering the best of the local cuisine.

The Way then follows popular Paseo Street to the **Puente Romano (7)** the city's oldest bridge. After crossing it, there are several alternatives.

The Eastern detour goes through Santiago Avenue, following the ancient Royal Way to the village of **Cudeiro**. The Western detour follows the N-120 road to the hill of **Canedo**.

It is also possible, after crossing the Roman Bridge, to take **river Miño's Thermal Route (8)** and enjoy a comforting bath there. This path connects in Quintela, near Muíño da Veiga baths, with the Western detour.



8 Miño's Thermal Baths




7 Roman Bridge




6 «Os Viños» Tapas Area



5 St. Martin's Cathedral



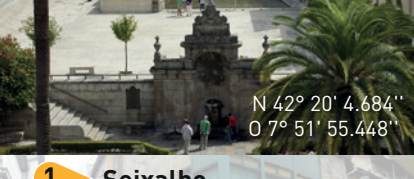
4 Main Square



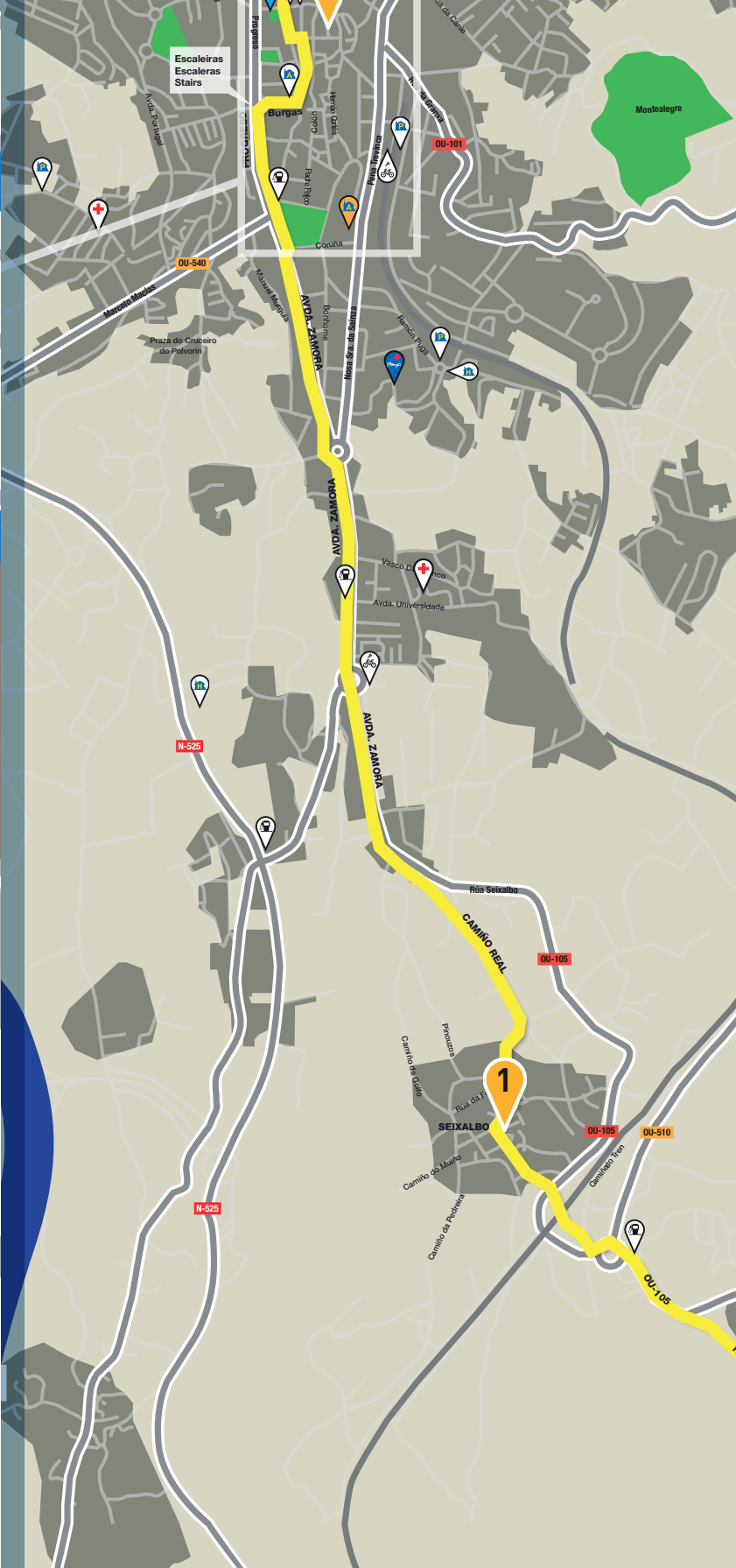

3 Pilgrims Hostel



2 As Burgas Hot Springs



1 Seixalbo





Ourense

Vía de la Plata - The Mozarabic Way

ENG

Vía de la Plata (Silver Way) Mozarabic Way

The Vía de la Plata–Silver Way or Mozarabic Way starts in the south of Spain, connecting Seville with Santiago de Compostela. Galicia's longest Jacobean Way, it is surrounded by a wide variety of landscapes and historical heritage that make it exceptionally beautiful.

Its origin dates back to an ancient Roman road that linked Merida with Astorga. This route was kept alive during the Middle Ages, first by the Visigoths and then under Islamic rule (in fact, the name “Vía de la Plata” comes from Arabic “bal'latta”).

Later Mozarabic Christians used it to pilgrimage to Santiago from Andalusia and Extremadura.

From La Granja de la Moreruela (Zamora), this Way goes into Galicia through A Gudiña, where you can choose between two itineraries (one across Laza and one across Verín) that will join later in Ourense, the first and only main city before arriving to Santiago.

From Ourense there are 100 kilometres to Santiago, the minimum amount required to get the Compostela certificate.

Pilgrim's Credential



This credential is the passport that identifies you as a pilgrim, allowing you to sleep in official hostels. You need it in order to obtain the **Compostela**, the document granted by the Cathedral of Santiago to pilgrims who have made at least 100 km on foot or on horseback and 200 km by bicycle. It must be sealed at least 2 times per daily journey.

In Ourense it can be obtained at:

- St. Martin's Cathedral
- Friends of the Way Association (Tel. +34 988 391 110)

Signaling



The **yellow arrow** is the most common sign that can be found on the Way, indicating the direction to follow. The **scallop shell** is the quintessential pilgrim emblem, a symbol of life and water representing the convergence of the multiple Paths of Europe in Santiago. It only identifies the path of the Way, not the direction.

In the province we can also find the unique “stones” carved by sculptor Nicanor Carballo, each one of them different.

The Way to Compostela



In Ourense



Ourense's Hostel for Pilgrims, in Barreira Street

Pilgrims and Thermal Baths

For centuries, Ourense's hot springs have been a source of well-being for pilgrims. Already in Roman times, Civitas Auriensis received travellers who visited the **sources of As Burgas**, attracted by the fame of their waters. This tradition remained in the Middle Ages with the pilgrimages to Santiago.

Devotion to the waters of As Burgas connects them with **St. Martin's Cathedral**: legends place the origin of the springs at the foot of the Holy Christ.

Nowadays, pilgrims still enjoy the peace and goodness of the waters of Ourense, both in As Burgas and in the **thermal baths on the banks of river Miño**.

Practical Information



Schedule of Monuments and Landmarks
<https://www.turismodeourense.gal/horarios>



Events Calendar
<https://visita.ourense.gal>



Geolocated Routes
<https://turismodeourense.gal/inspire/camino-de-santiago/rutas>

Where to Sleep

Following the tradition of Jacobean hospitality, Ourense's pilgrims hostel is just next to the Way. It is located on a beautiful building in Barreira street, right in the Historic Centre and just a few metres from the Main Square and As Burgas thermal springs and baths.

For those who are looking for alternative accommodations, the city has a wide and varied offer: hotels, shared-room hostels, bread & breakfasts, tourist rental properties, etc.

The complete list of accommodations can be found on **www.turismodeourense.gal**.

Hostels

Pilgrims Hostel
Barreira, 12
Admission Hours: 1:00 p.m. – 10:00 p.m.
You must have pilgrim's credentials.

Albergue Augas Quentes
Vicente Risco, 36
Tel. +34 609 909 112
www.grelhostel.com

Grello Hostel
Pena Trevinca, 40
Tel. +34 988 614 564
www.albergueaugasquentes.com

Tips for the Way

- Plan your journeys in accordance with your physical capabilities. Dose your effort and make frequent stops.
- Bring your Social Security Card or European Health Insurance Card. If you come from outside the European Union, you should be informed on possible agreements in health care with Spain.
- Wear light clothes, suitable to the season.
- Protect your head and eyes from the sun, and use sunscreen.
- Bring a light raincoat which will also cover your bag.

- Foot care is essential. Use comfortable, previously used shoes with thick, light soles. Socks should be preferably made of cotton or linen.
- Stay well hydrated and replenish forces regularly.
- Do not depart from the marked path. Observe traffic rules and always walk on the left side of the road.
- If you are riding a horse or intend to leave your car parked in Ourense, you should contact the local police beforehand. (Tel. +34 988 388 138)



ENG

O Camiño de Santiago

Itinerario Cultural Europeo

Concello de OURENSE

ourense

www.turismodeourense.gal

capitalthermal